

Kindergarten Home Learning Packet

Name: _____

Week of August 22-26, 2022

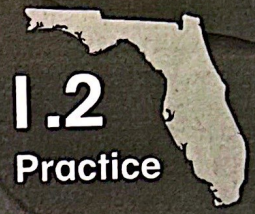
Please write the complete date on the first line of each page.

Example: **August 22, 2022**

Assignments	Comments
<p style="text-align: center;">Monday 22</p> <p>Language Arts: Draw 1 object that begins with the letter A. Reading: Read thirty minutes. Make flashcards with each of your sight words. Math: 1.2 Practice pg. 13-14 Spanish: iStation / Portuguese: Please see attached / French: Seesaw</p>	<p>Make sure to complete each page once a day.</p>
<p style="text-align: center;">Tuesday 23</p> <p>Language Arts: Draw 1 object that begins with the letter B. Reading: Read a short story of your choice and draw your favorite part of the story in your journal. Math: 1.3 Practice pg. 19-20 Spanish: iStation / Portuguese: Please see attached / French: Seesaw</p>	
<p style="text-align: center;">Wednesday 24</p> <p>Language Arts: Draw 1 object that begins with the letter C and D. Reading: Write Sight Words in Rainbow in your journal. Math: 1.4 Practice pg. 25-26 Spanish: iStation / Portuguese: Please see attached / French: Seesaw</p>	
<p style="text-align: center;">Thursday 25</p> <p>Language Arts: Letter Match Reading: Study sight words "I, a, can, the, see." Math: 1.5 Practice pg. 31-32 Spanish: iStation / Portuguese: Please see attached / French: Seesaw</p>	<p>Sight Word Test Tomorrow! Study!</p>
<p style="text-align: center;">Friday 26</p> <p>Reading: Read thirty minutes. Math: 1.6 Practice pg. 37-28 Spanish: iStation / Portuguese: Please see attached / French: Seesaw</p>	<p>This packet will be due Monday, August 29.</p>

Sight Words: I, a, can, the, see.

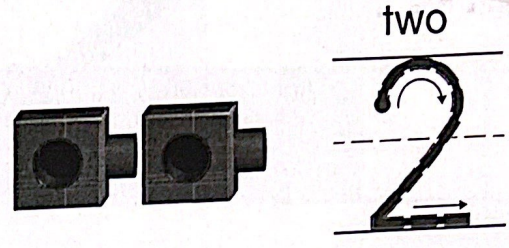
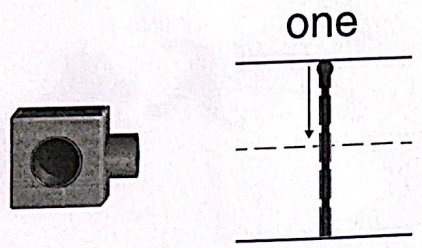
Name _____



1.2 Practice



Learning Target: Understand and write the numbers 1 and 2.

Example





Directions: Count the linking cubes. Say the number. Write the number.



1





2



3





4

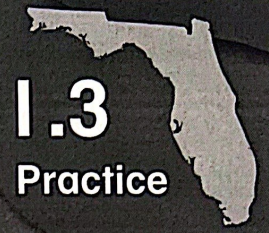


© Big Ideas Learning, LLC




Directions:  -  Count the objects. Say the number. Write the number.

Name _____



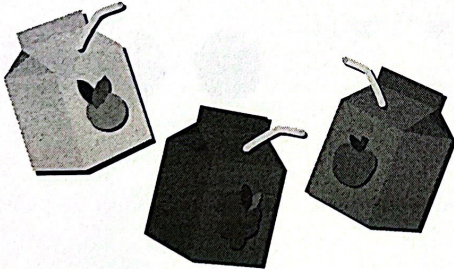
Learning Target: Show and count the numbers 3 and 4.

Example




Directions: Count the objects. Color the boxes to show how many.

1



2




Directions: 1 and 2 Count the objects. Color the boxes to show how many.

Name _____


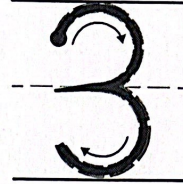
1.4
Practice

Learning Target: Understand and write the numbers 3 and 4.

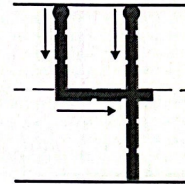
Example





three







four





Directions: Count the linking cubes. Say the number. Write the number.


1   _____

2   _____

3   _____

4   _____











Directions:   Count the objects. Say the number. Write the number.

Name: _____

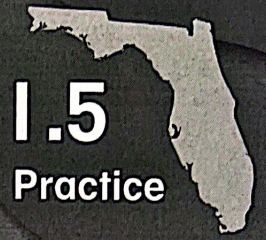
Baby Owls

Letter Match

Help the baby owls find their mothers.
Cut and paste to match the capital and lower case letters.




Name _____



Learning Target: Show and count the number 5.


Example



Directions: Count the alligators. Color the boxes to show how many.



--	--	--	--	--

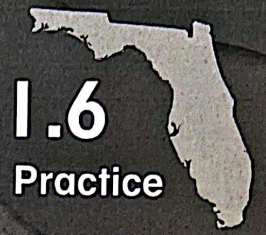


--	--	--	--	--



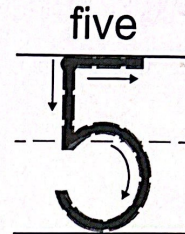

Directions: 1 and 2 Count the objects. Color the boxes to show how many.

Name _____







Learning Target: Understand and write the number 5.



Example


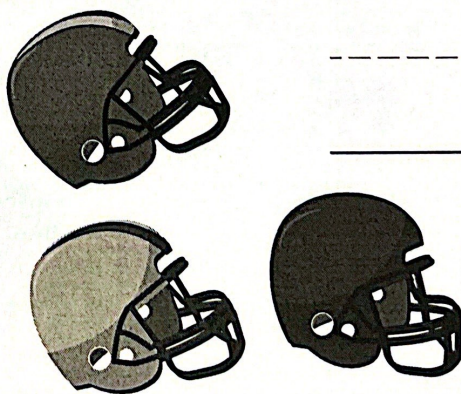


Directions: Count the linking cubes. Say the number. Write the number.

1   _____



2   _____

3   _____

4   _____

© Big Ideas Learning, LLC



Directions:  -  Count the objects. Say the number. Write the number.