

Kindergarten Home Learning Packet

Name: _____

Week of October 17-21, 2022

Please write the complete date on the first line of each page.

Example: **October 17, 2022**

Assignments	Comments
<p style="text-align: center;">Monday 3</p> <p>Language Arts: Rainbow write sight words. Reading: Read thirty minutes. Make flashcards with each of your sight words. Math: Pg. 231 Spanish: iStation / Portuguese: Please see attached / French: Seesaw</p>	<p style="text-align: center;">Make sure to complete each page once a day.</p>
<p style="text-align: center;">Tuesday 4</p> <p>Language Arts: Write each spelling word 3 times in your home learning journal. Reading: Read a short story of your choice and draw your favorite part of the story in your journal. Math: Pg. 237 Spanish: iStation / Portuguese: Please see attached / French: Seesaw</p>	
<p style="text-align: center;">Wednesday 5</p> <p>Language Arts: Halloween Beginning Sounds worksheet. Reading: Write Spelling Words in Rainbow in your journal. Math: Pg. 243 Spanish: iStation / Portuguese: Please see attached / French: Seesaw</p>	
<p style="text-align: center;">Thursday 6</p> <p>Language Arts: Halloween Syllables worksheet. Reading: Study sight words Math: Pg. 249 Spanish: iStation / Portuguese: Please see attached / French: Seesaw</p>	<p style="text-align: center;">Sight Word and Spelling Test Tomorrow! Study!</p>
<p style="text-align: center;">Friday 7</p> <p>Reading: Read thirty minutes. Spanish: iStation / Portuguese: Please see attached / French: Seesaw</p>	<p style="text-align: center;">This packet will be due Monday, October 24, 2022!</p>

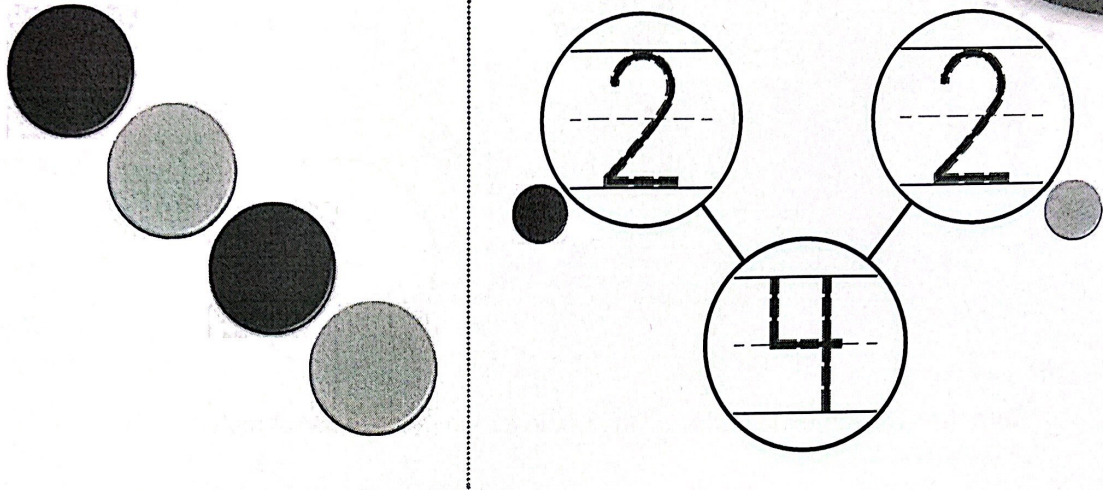
Sight Words: on, do, if, will, up
Spelling Words: hit, lit, kit, pit, the

Name _____

5.2
Practice

Learning Target: Use number bonds to show the parts and the whole for numbers to 5.

Example



Directions: Name the parts and the whole for the group. Then complete the number bond.

Directions: ① and ② Name the parts and the whole for the group. Then complete the number bond.

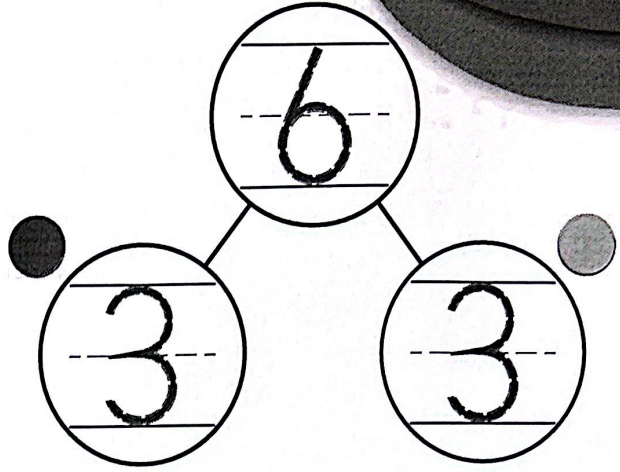



Name _____

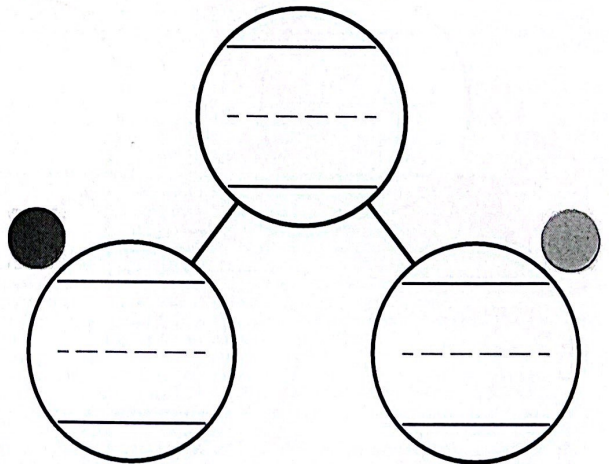

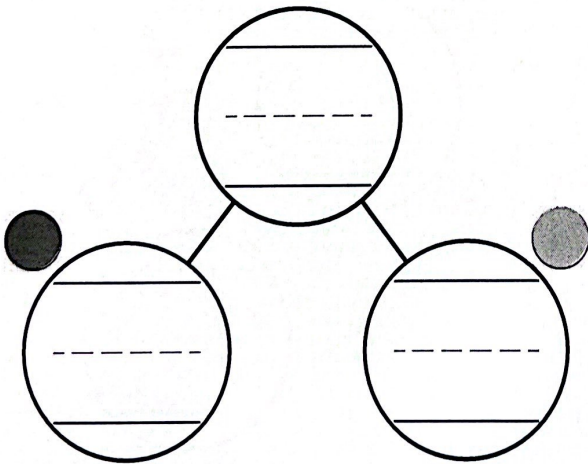

5.3
Practice

Learning Target: Use partner numbers to make and take apart the number 6.

Example



Directions: Name the parts and the whole for the group. Then complete the number bond.




Directions: 1 and 2 Name the parts and the whole for the group. Then complete the number bond.




Name: _____

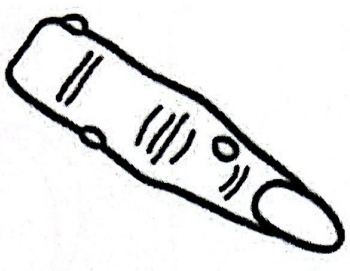
Beginning Sound Dab and Color




Dab the circle to show the beginning letter sound for each picture. Color the pictures.



n b w




l f n



p t r




p v m




r d s




h l w



s m t



b t s



c h a

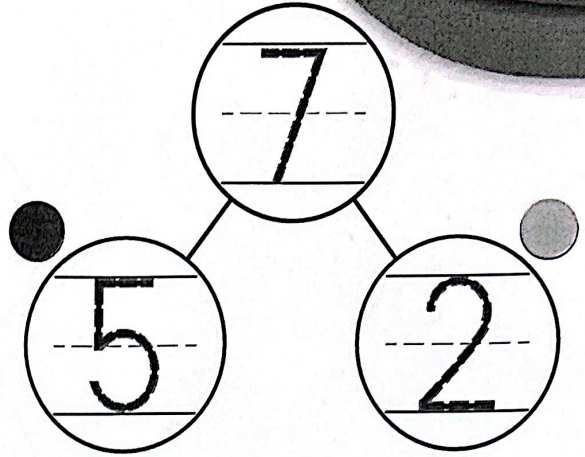

Name _____

5.4

Practice

Learning Target: Use partner numbers to make and take apart the number 7.

Example



Directions: Name the parts and the whole for the group. Then complete the number bond.

1


2

© Big Ideas Learning, LLC



Directions: 1 and 2 Name the parts and the whole for the group. Then complete the number bond.

Name: _____



Clap to the beat

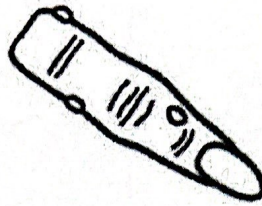
Say each word out loud while clapping to it. Circle the number of syllable for each word.

witch




1 2 3

finger



1 2 3

pumpkin




1 2 3

vampire




1 2 3

spider




1 2 3

hat




1 2 3

monster




1 2 3

cat



1 2 3

moon



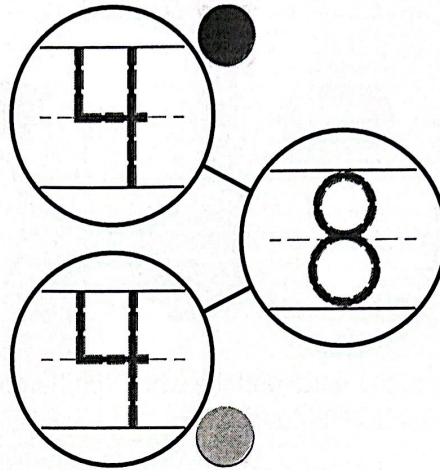

1 2 3

Name _____

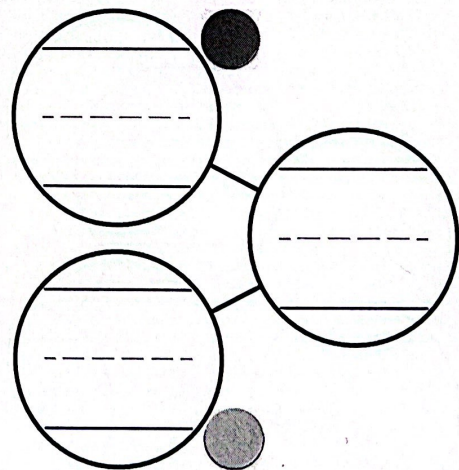

5.5
Practice

Learning Target: Use partner numbers to make and take apart the number 8.

Example



Directions: Name the parts and the whole for the group. Then complete the number bond.



Directions: 1 Name the parts and the whole for the group. Then complete the number bond.

