

## Kindergarten Home Learning Packet

Name: \_\_\_\_\_

Week of September 6 - 9, 2022

Please write the complete date on the first line of each page.

Example: **September 6, 2022**

Assignments	Comments
<p style="text-align: center;"><b>Monday 29</b></p> <p><b>Language Arts:</b> Draw 1 object that begins with the letter E, F, G in your journal.</p> <p><b>Reading:</b> Read thirty minutes. Make flashcards with each of your sight words. (you, it, he, was, for)</p> <p><b>Math:</b> Pg. 65 worksheet</p> <p><b>Spanish:</b> iStation / <b>Portuguese:</b> Please see attached / <b>French:</b> Seesaw</p>	<p style="text-align: center;">Make sure to complete each page once a day.</p>
<p style="text-align: center;"><b>Tuesday 30</b></p> <p><b>Language Arts:</b> Draw two objects with the beginning sound A in your journal.</p> <p><b>Reading:</b> Read a short story of your choice and draw your favorite part of the story in your journal.</p> <p><b>Math:</b> Pg 71 worksheet.</p> <p><b>Spanish:</b> iStation / <b>Portuguese:</b> Please see attached / <b>French:</b> Seesaw</p>	
<p style="text-align: center;"><b>Wednesday 31</b></p> <p><b>Language Arts:</b> Letter Sort Beginning Sound worksheet.</p> <p><b>Reading:</b> Write Sight Words in Rainbow in your journal.</p> <p><b>Math:</b> Pg 77 worksheet</p> <p><b>Spanish:</b> iStation / <b>Portuguese:</b> Please see attached / <b>French:</b> Seesaw</p>	
<p style="text-align: center;"><b>Thursday 1</b></p> <p><b>Language Arts:</b> Count the syllables worksheet</p> <p><b>Reading:</b> Study sight words "you, is, it, was, for"</p> <p><b>Math:</b> Pg 78 worksheet</p> <p><b>Spanish:</b> iStation / <b>Portuguese:</b> Please see attached / <b>French:</b> Seesaw</p>	<p style="text-align: center;">Sight Word Test Tomorrow! Study!</p>
<p style="text-align: center;"><b>Friday 2</b></p> <p><b>Reading:</b> Read thirty minutes.</p> <p><b>Spanish:</b> iStation / <b>Portuguese:</b> Please see attached / <b>French:</b> Seesaw</p>	<p style="text-align: center;">This packet will be due Monday, September 12</p>

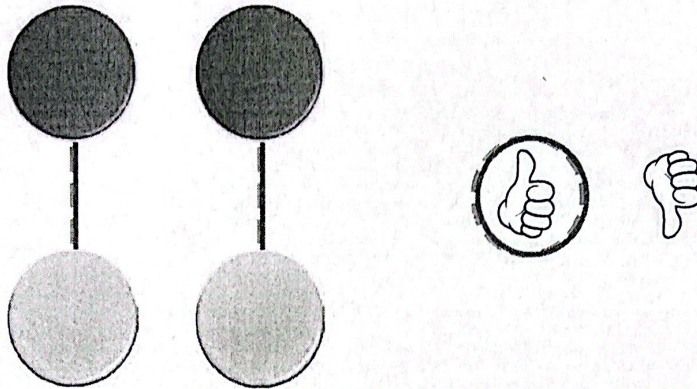
**Sight Words:** you, it, he, was, for.

Name \_\_\_\_\_



2.1  
Practice

**Learning Target:** Show and tell whether two groups are equal in number.

**Example**



**Directions:** Draw lines between the counters in each group. Are the numbers of counters equal? Circle the thumbs up for yes or the thumbs down for *no*.



**Directions:** ① and ② Draw lines between the objects in each group. Are the numbers of objects equal? Circle the thumbs up for yes or the thumbs down for *no*.

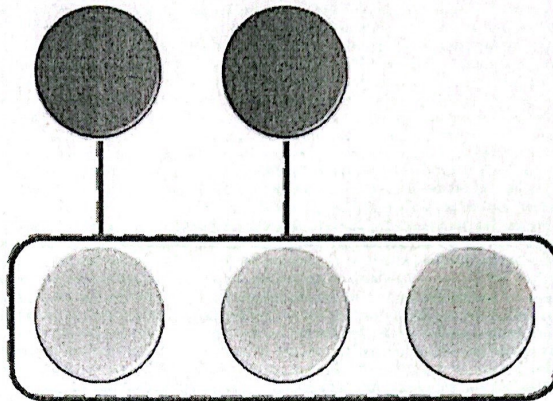


Name \_\_\_\_\_

**Learning Target:** Show and tell whether one group has a greater number of objects than another group.

2.2  
Practice

**Example**




**Directions:** Draw lines between the counters in each group. Circle the group that is greater in number than the other group.

1



2



**Directions:** 1 and 2 Draw lines between the objects in each group. Circle the group that is greater in number than the other group.



# Letter Sort

Name: \_\_\_\_\_

Sort the words according to the beginning sound.

A

B

C



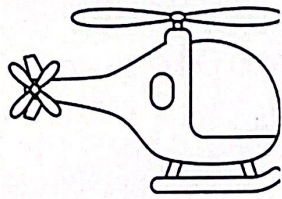





D

E

F

G

H

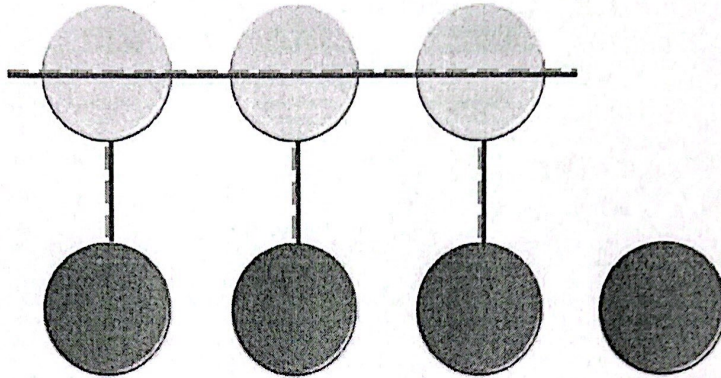


Name \_\_\_\_\_

2.3  
Practice


**Learning Target:** Show and tell whether one group has a lesser number of objects than another group.

**Example**





**Directions:** Draw lines between the counters in each group. Draw a line through the group that is less in number than the other group.

1




2




**Directions:** 1 and 2 Draw lines between the objects in each group. Draw a line through the group that is less in number than the other group.

Name: \_\_\_\_\_

# Count the Syllables



Directions: Show the number of syllables in each picture by coloring the number.



door

1


2



carrot

1

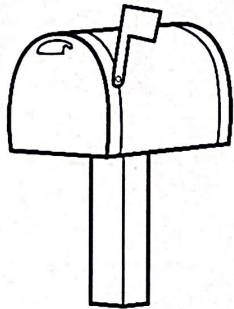
2



van

1

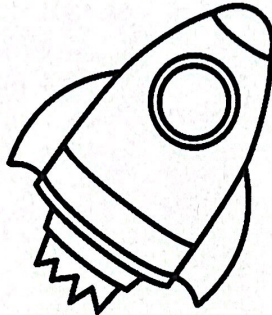
2



mailbox

1

2



rocket

1

2



ghost

1


2



anchor

1


2



frog

1

2



balloon


1

2




Bonus: Write at least 3 sentences using the words above.


3






4



5



**Directions:**  and  Draw lines between the objects in each group. Draw a line through the group that is less in number than the other group.

 Draw more berries on the bush so that the number of berries is less than the number of bears. Draw lines between the objects in each group to show that you are correct.

