

Kindergarten Home Learning Packet

Name: _____

Week of September 12 -16, 2022

Please write the complete date on the first line of each page.

Example: **September 12, 2022**

Assignments	Comments
<p style="text-align: center;">Monday 12</p> <p>Language Arts: Write your name 5 times in your home learning journal. Reading: Read thirty minutes. Make flashcards with each of your sight words. (on, are, as, with, his) Math: Pg. 83 Spanish: iStation / Portuguese: Please see attached / French: Seesaw</p>	<p style="text-align: center;">Make sure to complete each page once a day.</p>
<p style="text-align: center;">Tuesday 13</p> <p>Language Arts: Write each spelling word 2 times in your home learning journal. Reading: Read a short story of your choice and draw your favorite part of the story in your journal. Math: Pg. 84 Spanish: iStation / Portuguese: Please see attached / French: Seesaw</p>	
<p style="text-align: center;">Wednesday 14</p> <p>Language Arts: Rhyming detection worksheet. Reading: Write Spelling Words in Rainbow in your journal. Math: Pg. 89 Spanish: iStation / Portuguese: Please see attached / French: Seesaw</p>	
<p style="text-align: center;">Thursday 15</p> <p>Language Arts: Rhyme lines worksheet. Reading: Study sight words "you, is, it, was, for" Math: Pg. 90 Spanish: iStation / Portuguese: Please see attached / French: Seesaw</p>	<p style="text-align: center;">Sight Word and Spelling Test Tomorrow! Study!</p>
<p style="text-align: center;">Friday 16</p> <p>Reading: Read thirty minutes. Spanish: iStation / Portuguese: Please see attached / French: Seesaw</p>	<p style="text-align: center;">This packet will be due Monday, September 19</p>

Sight Words: on, are, as, with, his



Spelling Words: jam, dam, ham, pam, ram

Name _____



2.4 Practice


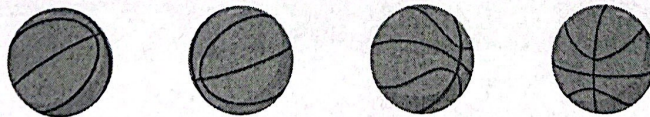
Learning Target: Use counting to compare the numbers of objects in two groups.


Example



Directions: Count the objects in each group. Write each number. Is the number of yellow counters equal to the number of red counters? Circle the thumbs up for *yes* or the thumbs down for *no*.






Directions:  Count the objects in each group. Write each number. Is the number of basketball hoops equal to the number of basketballs? Circle the thumbs up for *yes* or the thumbs down for *no*.

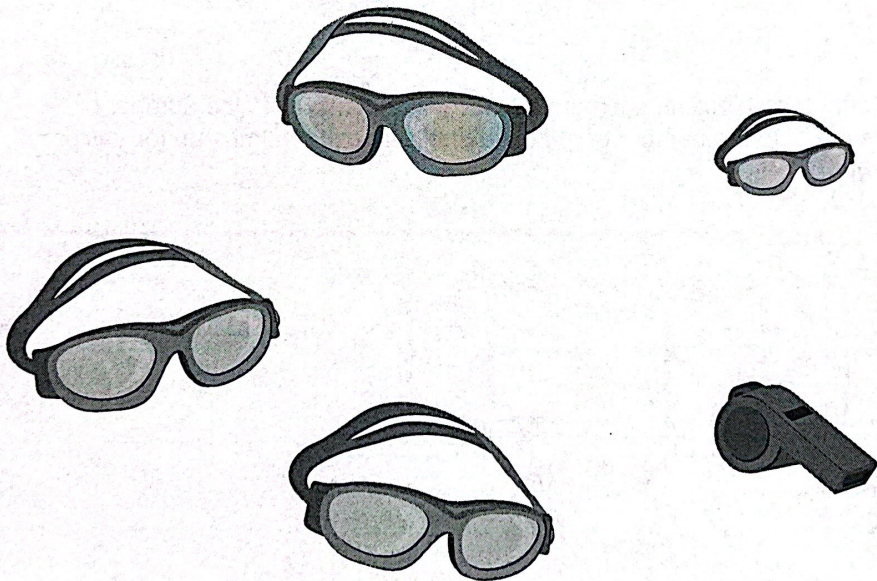


2






3



Directions: 2. Count the objects in each group. Write each number. Circle the number that is greater than the other number. 3. Draw whistles in the picture so that the number of whistles is less than the number of goggles. Write the number of each object. Draw a line through the number that is less than the other number.

84 eighty-four






Name _____

Rhyme Detection 1


Instructions – Circle the picture that rhymes.

Level 1


1.



cat

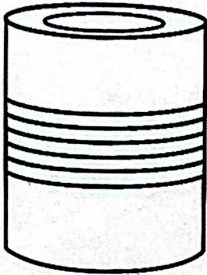


sun

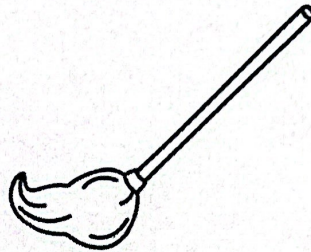


hat


2.



tin




mop




pin

3.



log




web




dog

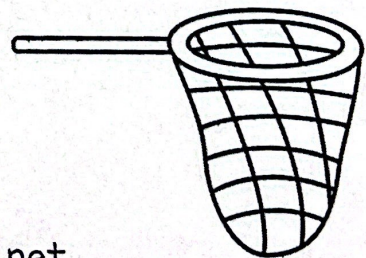
4.



cut




hut

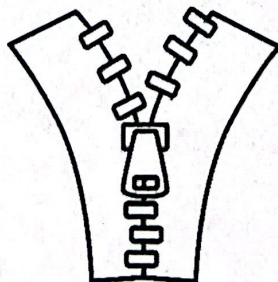


net


5.



pan



zip



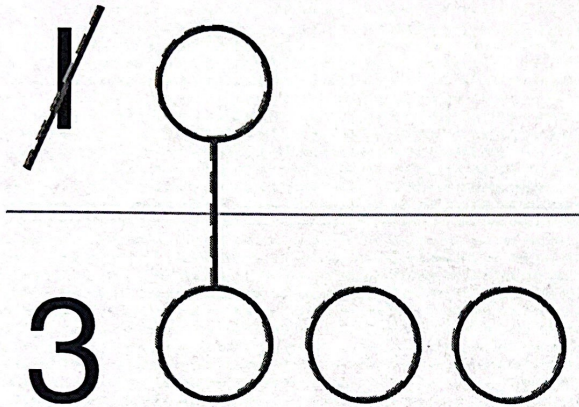
fan

Name _____

2.5
Practice

Learning Target: Compare two numbers.

Example



Directions: Compare the numbers. Draw a line through the number that is less than the other number. Draw to show how you know.

1

1

1



2

3


2



Directions: 1 and 2 Compare the numbers. Are the numbers equal? Circle the thumbs up for *yes* or the thumbs down for *no*. Draw to show how you know.





Name _____

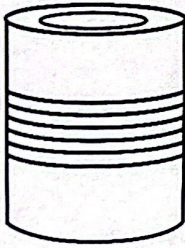



Rhyme Lines 3


Instructions - Draw a line between the pictures that rhyme.


1. 
hut


2. 
sock

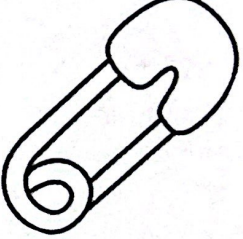
3. 
tin


4. 
fan


5. 
car


van


cut


pin


star


clock



4

2



2

5





Directions: and Compare the numbers. Draw a line through the number that is less than the other number. Draw to show how you know. and Write a number that is greater than the number on the jersey. Draw to show how you know your number is correct.

90 ninety

