

# Kindergarten Home Learning Packet

Name: \_\_\_\_\_

Week of September 19-23, 2022

Please write the complete date on the first line of each page.

Example: **September 19, 2022**

Assignments	Comments
<p style="text-align: center;"><b>Monday 19</b></p> <p><b>Language Arts:</b> Practice writing the date and your name in your home learning journal.</p> <p><b>Reading:</b> Read thirty minutes. Make flashcards with each of your sight words. (they, at, be, this, have)</p> <p><b>Math:</b> Pg. 105</p> <p><b>Spanish:</b> iStation / <b>Portuguese:</b> Please see attached / <b>French:</b> Seesaw</p>	<p style="text-align: center;">Make sure to complete each page once a day.</p>
<p style="text-align: center;"><b>Tuesday 20</b></p> <p><b>Language Arts:</b> Write each spelling word 2 times in your home learning journal.</p> <p><b>Reading:</b> Read a short story of your choice and draw your favorite part of the story in your journal.</p> <p><b>Math:</b> Pg. 111</p> <p><b>Spanish:</b> iStation / <b>Portuguese:</b> Please see attached / <b>French:</b> Seesaw</p>	
<p style="text-align: center;"><b>Wednesday 21</b></p> <p><b>Language Arts:</b> Beginning Sounds worksheet.</p> <p><b>Reading:</b> Write Spelling Words in Rainbow in your journal.</p> <p><b>Math:</b> Pg. 117</p> <p><b>Spanish:</b> iStation / <b>Portuguese:</b> Please see attached / <b>French:</b> Seesaw</p>	
<p style="text-align: center;"><b>Thursday 22</b></p> <p><b>Language Arts:</b> Rhyme Lines worksheet</p> <p><b>Reading:</b> Study sight words "they, at, be, this, have"</p> <p><b>Math:</b> Pg. 123</p> <p><b>Spanish:</b> iStation / <b>Portuguese:</b> Please see attached / <b>French:</b> Seesaw</p>	<p style="text-align: center;">Sight Word and Spelling Test Tomorrow! Study!</p>
<p style="text-align: center;"><b>Friday 23</b></p> <p><b>Reading:</b> Read thirty minutes.</p> <p><b>Spanish:</b> iStation / <b>Portuguese:</b> Please see attached / <b>French:</b> Seesaw</p>	<p style="text-align: center;">This packet will be due Monday, September 26!</p>



**Sight Words:** they, at, be, this, have  
**Spelling Words:** jam, yam, Sam, Tam

Name \_\_\_\_\_

3.1  
Practice


**Learning Target:** Show and count the number 6.

**Example**





**Directions:** Count the trucks. Color the boxes to show how many.

1




2





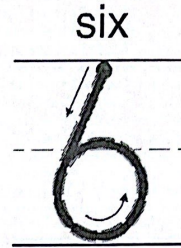


**Directions:** 1 and 2 Count the objects. Color the boxes to show how many.

Name \_\_\_\_\_





3.2  
Practice

**Learning Target:** Understand and write the number 6.

**Example**



**Directions:** Count the linking cubes. Say the number. Write the number.




**Directions:** 1 and 2 Count the objects. Say the number. Write the number.

Name: \_\_\_\_\_


# Beginning Sounds

Match the picture to its beginning sound.



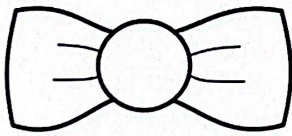
•

• O



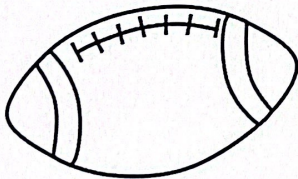
•

• f



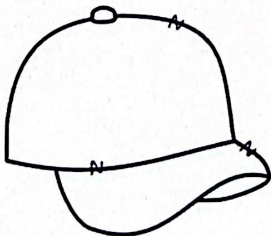
•

• h




•

• n



•

• p



•

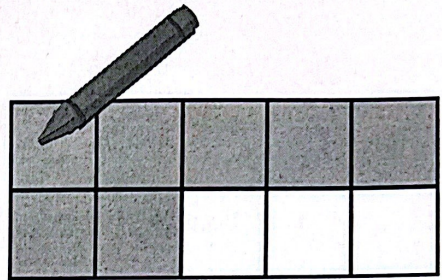

• b

Name \_\_\_\_\_

3.3  
Practice



**Learning Target:** Show and count the number 7.

**Example**





**Directions:** Count the badgers. Color the boxes to show how many.

1




2




**Directions:** 1 and 2 Count the animals. Color the boxes to show how many.


Name \_\_\_\_\_




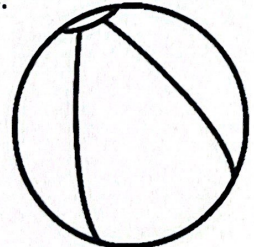
# Rhyme Lines 5


Instructions - Draw a line between the pictures that rhyme.

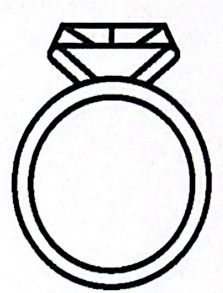
1.   
train


2.   
ten

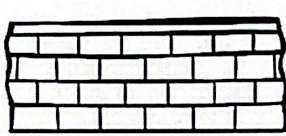
3.   
king


4.   
ball


5.   
jug

  
ring

  
rain

  
wall

  
bug


  
hen

Name \_\_\_\_\_

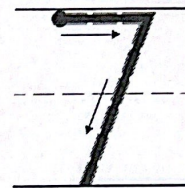
3.4  
Practice

**Learning Target:** Understand and write the number 7.


**Example**



seven




**Directions:** Count the linking cubes. Say the number. Write the number.



\_\_\_\_\_

\_\_\_\_\_

\_\_\_\_\_



\_\_\_\_\_

\_\_\_\_\_

\_\_\_\_\_



**Directions:** 1 and 2 Count the objects. Say the number. Write the number.