

Kindergarten Home Learning Packet

Name: _____

Week of September 26-30, 2022

Please write the complete date on the first line of each page.

Example: **September 26, 2022**

Assignments	Comments
<p style="text-align: center;">Monday 26</p> <p style="text-align: center;">NO SCHOOL</p>	<p style="text-align: center;">Make sure to complete each page once a day.</p>
<p style="text-align: center;">Tuesday 27</p> <p>Language Arts: Write each spelling word 3 times in your home learning journal.</p> <p>Reading: Read a short story of your choice and draw your favorite part of the story in your journal.</p> <p>Math: Pg. 135 & 141</p> <p>Spanish: iStation / Portuguese: Please see attached / French: Seesaw</p>	
<p style="text-align: center;">Wednesday 28</p> <p>Language Arts: Fall time fun with nouns worksheet</p> <p>Reading: Write Spelling Words in Rainbow in your journal.</p> <p>Math: Pg. 147</p> <p>Spanish: iStation / Portuguese: Please see attached / French: Seesaw</p>	
<p style="text-align: center;">Thursday 29</p> <p>Language Arts: Rhyming Words worksheet</p> <p>Reading: Study sight words (that, from, or, one, had)</p> <p>Math: Pg. 153</p> <p>Spanish: iStation / Portuguese: Please see attached / French: Seesaw</p>	<p style="text-align: center;">Sight Word and Spelling Test Tomorrow! Study!</p>
<p style="text-align: center;">Friday 20</p> <p>Reading: Read thirty minutes.</p> <p>Spanish: iStation / Portuguese: Please see attached / French: Seesaw</p>	<p style="text-align: center;">This packet will be due Monday, October 3, 2022!</p>

Sight Words: that, from, or, one, had


Spelling Words: dad, mad, sad, bad, pad

Name _____

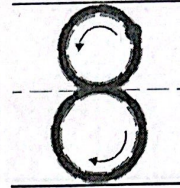
3.6
Practice

Learning Target: Understand and write the number 8.


Example




eight



Directions: Count the linking cubes. Say the number. Write the number.









Directions: 1 and 2 Count the objects. Say the number. Write the number.

Name _____

3.7
Practice


Learning Target: Show and count the number 9.

Example




Directions: Count the shells. Color the boxes to show how many.

1



2



Directions: 1 and 2 Count the objects. Color the boxes to show how many.

Chapter 3 Lesson 7

one hundred forty-one 141



Name: _____

Fall Time Fun with Nouns

What kind of noun are the fall items below? Color each one as to whether they are a: person, place, or thing.

person

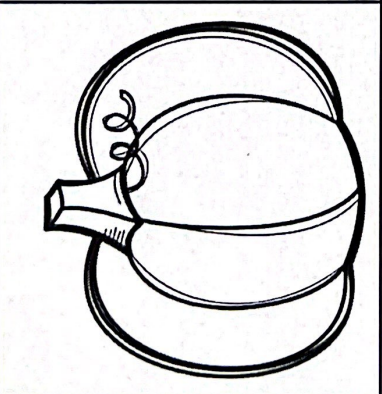


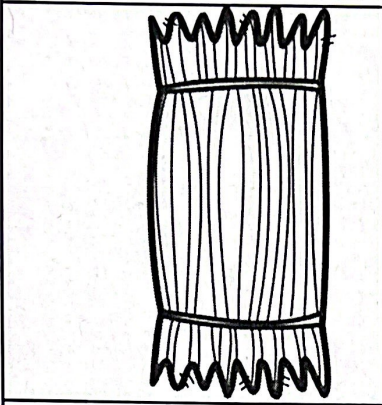
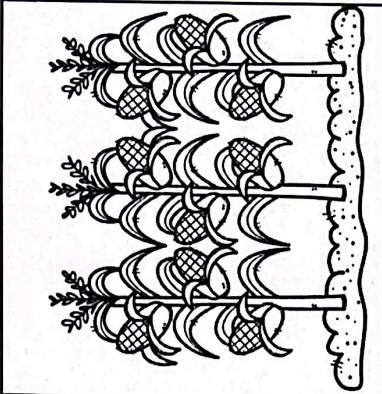
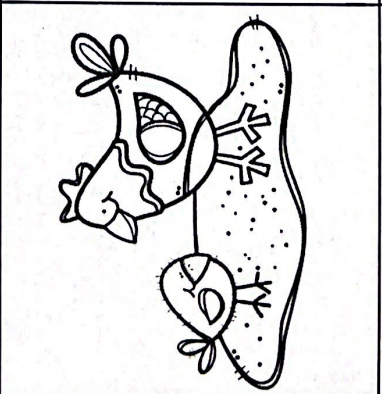

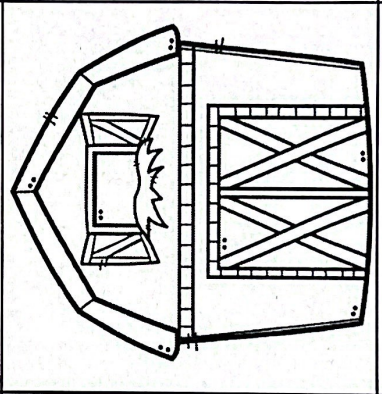
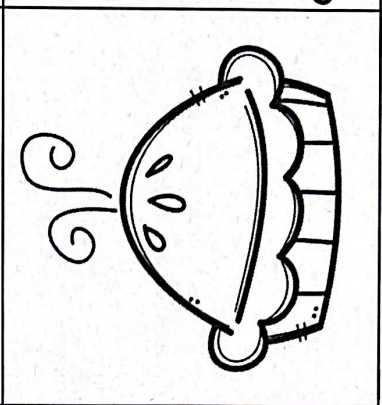


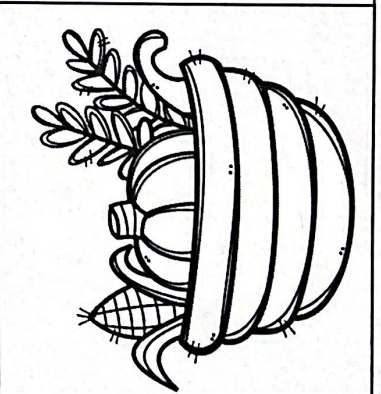
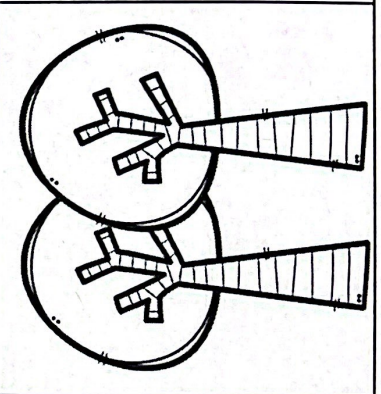

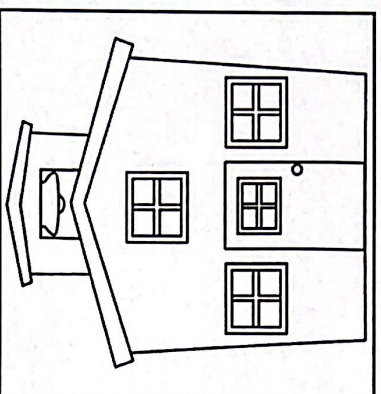


place



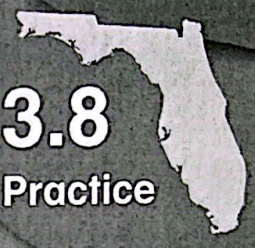
thing



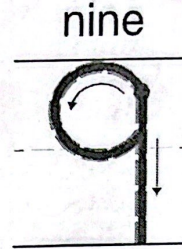

Name _____

3.8
Practice





Learning Target: Understand and write the number 9.

Example



Directions: Count the linking cubes. Say the number. Write the number.








Directions: 1 and 2 Count the objects. Say the number. Write the number.





Name _____

Rhyming Words **1**



Instructions – Cut out the pictures. Glue them next to the pictures that rhyme.



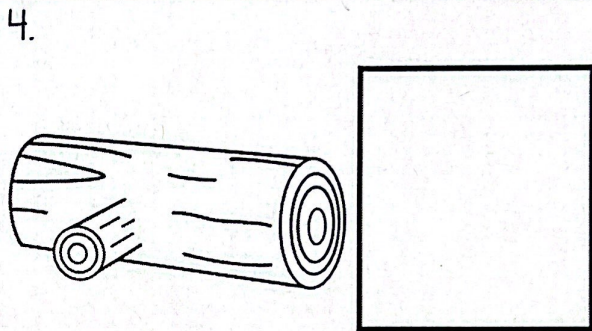

cat



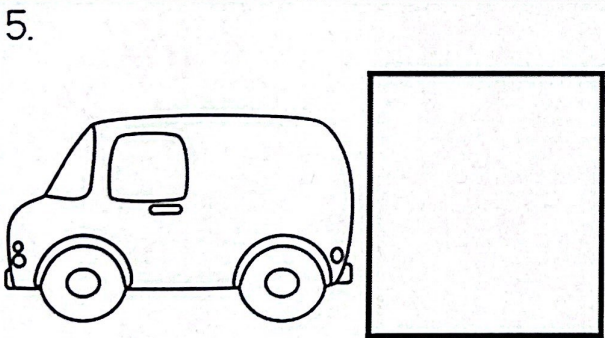

dig





vet




log




van



dip



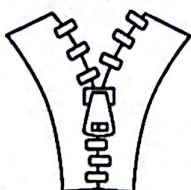
© Fairy Poppins




hat




dog



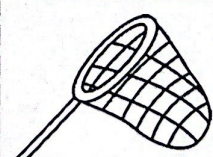
zip



pig



fan




net

Name _____

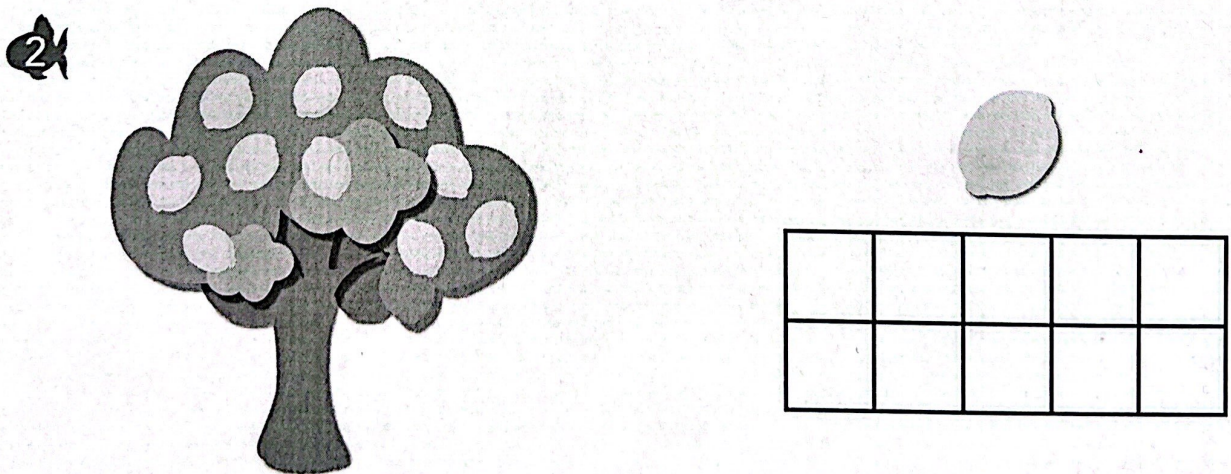
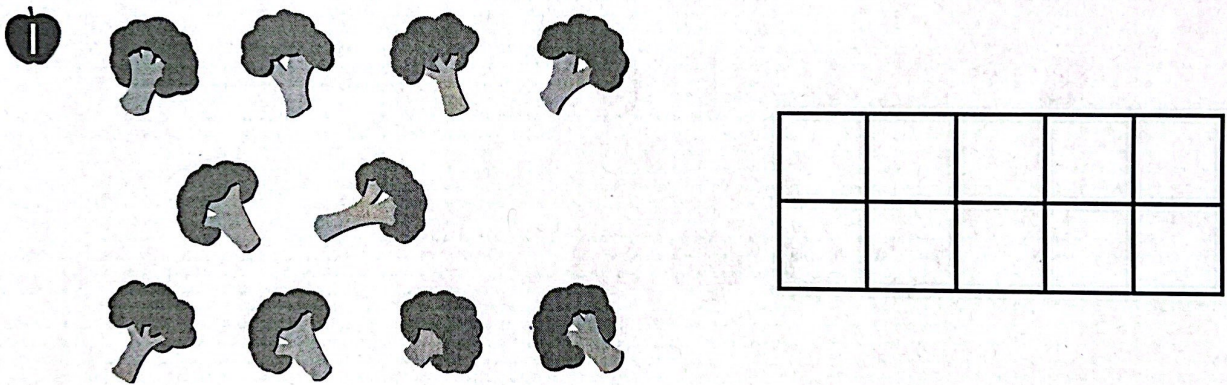
3.9
Practice

Learning Target: Show and count the number 10.

Example



Directions: Count the peppers. Color the boxes to show how many.



Directions: 1 and 2 Count the objects. Color the boxes to show how many.