

Kindergarten Home Learning Packet

Name: _____

Week of October 10-14, 2022

Please write the complete date on the first line of each page.

Example: **October 10, 2022**

Assignments	Comments
<p style="text-align: center;">Monday 3</p> <p>Language Arts: Rainbow write sight words. Reading: Read thirty minutes. Make flashcards with each of your sight words. Math: Pg. 159 Spanish: iStation / Portuguese: Please see attached / French: Seesaw</p>	<p style="text-align: center;">Make sure to complete each page once a day.</p>
<p style="text-align: center;">Tuesday 4</p> <p>Language Arts: Write each spelling word 3 times in your home learning journal. Reading: Read a short story of your choice and draw your favorite part of the story in your journal. Math: Pg. 160 Spanish: iStation / Portuguese: Please see attached / French: Seesaw</p>	
<p style="text-align: center;">Wednesday 5</p> <p>Language Arts: Letter M worksheet. Reading: Write Spelling Words in Rainbow in your journal. Math: Pg. 165 Spanish: iStation / Portuguese: Please see attached / French: Seesaw</p>	
<p style="text-align: center;">Thursday 6</p> <p>Language Arts: Letter P worksheet. Reading: Study sight words Math: Pg. 166 Spanish: iStation / Portuguese: Please see attached / French: Seesaw</p>	<p style="text-align: center;">Sight Word and Spelling Test Tomorrow! Study!</p>
<p style="text-align: center;">Friday 7</p> <p>Reading: Read thirty minutes. Spanish: iStation / Portuguese: Please see attached / French: Seesaw</p>	<p style="text-align: center;">This packet will be due Monday, October 17, 2022!</p>



Sight Words: by, but, not, all, we
Spelling Words: sap, map, gap, cap, nap

Name _____



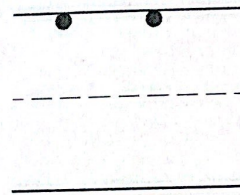

3.10
Practice

Learning Target: Understand and write the number 10.

Example




Directions: Count the linking cubes. Say the number. Write the number.




Directions: 1 and 2 Count the objects. Say the number. Write the number.

3





Three horizontal lines for writing: a solid top line, a dashed middle line, and a solid bottom line.

4



Three horizontal lines for writing: a solid top line, a dashed middle line, and a solid bottom line.

5




Three horizontal lines for writing: a solid top line, a dashed middle line, and a solid bottom line.

Directions: and Count the objects. Say the number. Write the number.
 Count the sea creatures in the picture. Say the number. Write the number.

160 one hundred sixty







Name: _____

Uppercase Letter


The Letter:



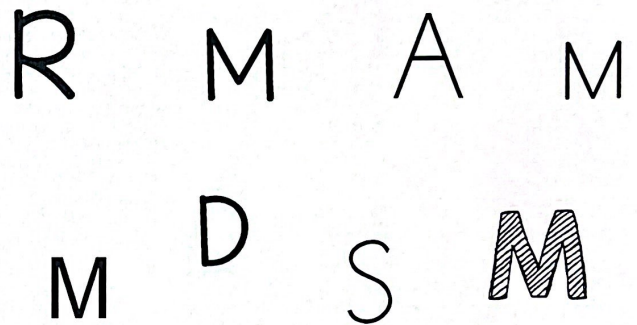
Color it red:



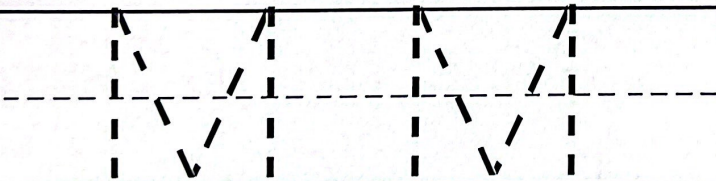
Color the picture:



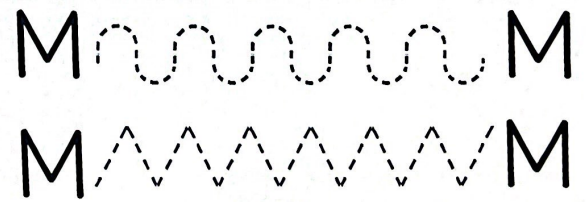
Circle it:




Trace it:



Connect it:



Color or dot the letter below:







Name _____






3.11
Practice

Learning Target: Count and order numbers to 10.

Example

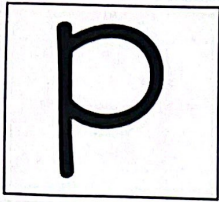
 8	 5	 7	 6
5	6	7	8

Directions: Count the dots. Say the number. Write the number. Then write the numbers in order. Start with the given number.

 _____	 _____	 _____	 3	 _____
3	_____	_____	_____	_____

Directions: ① Count the dots. Say the number. Write the number. Then write the numbers in order. Start with the given number.







Name: _____

Uppercase Letter


The Letter:



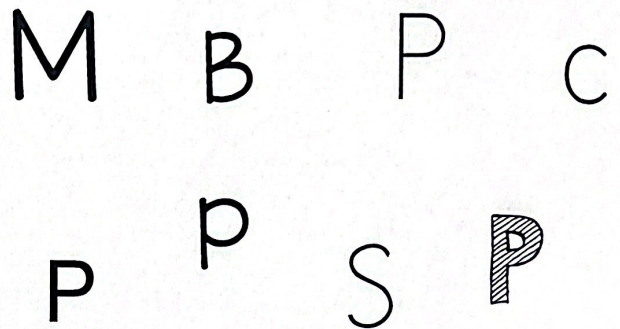
Color it green:



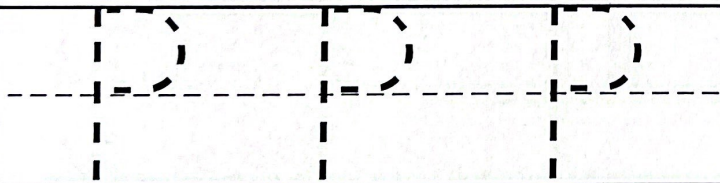
Color the picture:



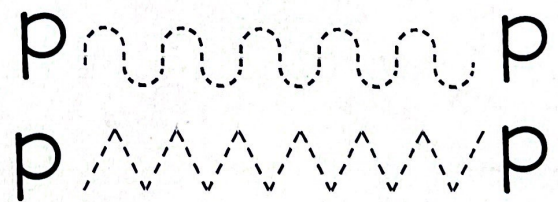
Circle it:



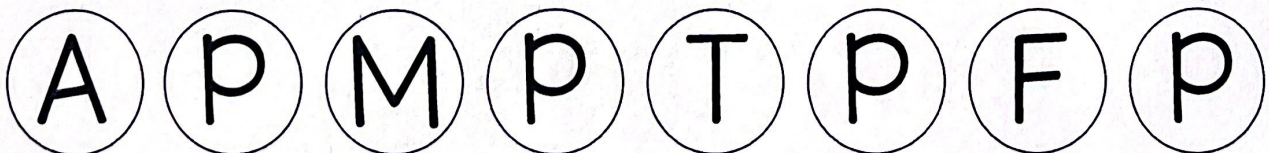
Trace it:







Connect it:



Color or dot the letter below:







2



<hr/> <hr/> <hr/>	<hr/> <hr/> <hr/>	<hr/> <hr/> <hr/>	<hr/> <hr/> <hr/>
<hr/> <hr/> <hr/>	<hr/> <hr/> <hr/>	<hr/> <hr/> <hr/>	<hr/> <hr/> <hr/>

3

	<hr/> <hr/> <hr/>	<hr/> <hr/> <hr/>	<hr/> <hr/> <hr/>
	<hr/> <hr/> <hr/>	<hr/> <hr/> <hr/>	<hr/> <hr/> <hr/>
	<hr/> <hr/> <hr/>	<hr/> <hr/> <hr/>	<hr/> <hr/> <hr/>
	<hr/> <hr/> <hr/>	<hr/> <hr/> <hr/>	<hr/> <hr/> <hr/>



Directions: 2 Count the dots on each domino. Say the number. Then write the numbers in order. 3 You are playing hide-and-seek. Count forward from 1. Write the numbers.

