

Downtown **Doral**  
CHARTER ELEMENTARY


*Lição de Casa – Kindergarten*


*Mrs. Bastos*





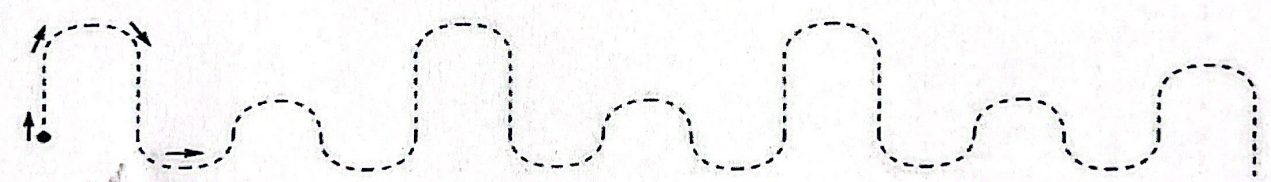




*September 5<sup>th</sup> to 9<sup>th</sup>*

Aluno: \_\_\_\_\_

	Português
Segunda	<ul style="list-style-type: none"><li>• <i>Cubra os pontilhados.</i></li></ul>
Terça	<ul style="list-style-type: none"><li>• <i>Praticar a caligrafia da letra "I".</i></li></ul>
Quarta	<ul style="list-style-type: none"><li>• <i>Ligue cada figura ao número correspondente. Depois pinte as figuras.</i></li></ul>
Quinta	<ul style="list-style-type: none"><li>• <i>Ligue as vogais.</i></li></ul>
Sexta	<ul style="list-style-type: none"><li>• <i>Desenhe um menino e uma menina.</i></li><li>• <i>Ir ao website e praticar a música da "A E I O U".</i> <a href="https://www.youtube.com/watch?v=91LKnP5y2r8">https://www.youtube.com/watch?v=91LKnP5y2r8</a></li></ul>







# LINGUAGEM

## REVISANDO: VOGAIS

→ LIGUE AS VOGAIS QUE REPRESENTAM O MESMO SOM

A

E e e

E

J i i

I


C a a

O

U u u

U

O o o



Escreva o começo de cada nome:



i i i i i

Blank writing line

Blank writing line

i i i i i

Blank writing line

Blank writing line

i i i i i

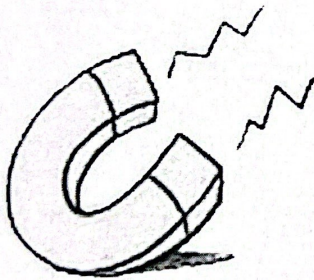

Blank writing line

Blank writing line

i i i i i


Blank writing line

Blank writing line

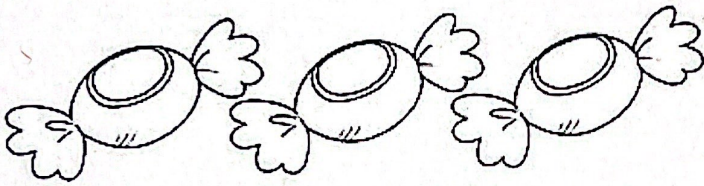





1




2



3



4



5

Desenhe um menino e uma menina.